

Neighbourhood Community Infrastructure Levy (NCIL)

Public Consultation – Interim Results

26th July 2018 – 6th September 2018

Background

The Neighbourhood Community Infrastructure Levy (NCIL) is part of a fee the council charges developers who are building new housing developments in the borough.

The money is set aside to specifically fund local neighbourhood projects, such as building playgrounds, environmental improvements, healthy projects or community initiatives.

In December 2017, the council agreed all of Barking and Dagenham would be covered by the NCIL to provide a balanced approach to supporting growth across the borough and ensure no areas are left behind.

The Consultation and Response

In July 2018, the Council began a 6-week public consultation, asking residents to share their opinions on the proposed process for allocating grant funding from the NCIL to community projects.

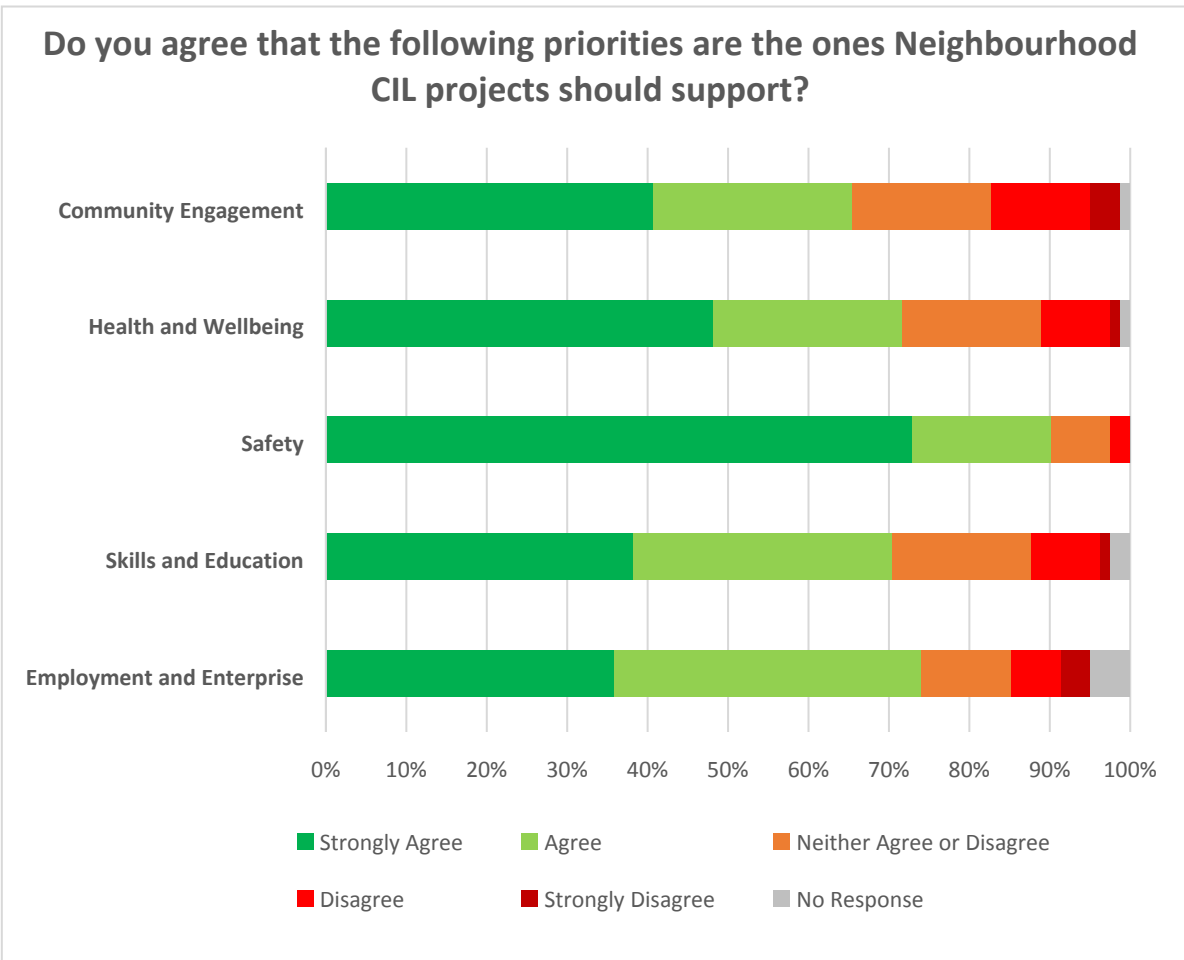
The survey was made available online through the Council's consultation portal. 81 responses were received online during the consultation period, with one additional response received via email.

Although this is a relatively small response, the results provide an insight into the views and ideas of residents in response to the NCIL proposals.

Interim Results

Question 1 – Do you agree that the following priorities are the ones Neighbourhood CIL projects should support?

Priority Area	Strongly Agree	Agree	Neither Agree or Disagree	Disagree	Strongly Disagree	No response
Community Engagement - building communities, improving how well people from different backgrounds get on together and increasing community participation.	40.74%	24.69%	17.28%	12.35%	3.70%	1.23%
Health and Wellbeing – increasing physical activity, improving personal wellbeing and happiness, achieving healthy weight and healthy life expectancy.	48.15%	23.46%	17.28%	8.64%	1.23%	1.23%
Safety – reducing anti-social behaviour, improving levels of hate crime and domestic violence.	72.84%	17.28%	7.41%	2.47%	0.00%	0.00%
Skills and Education – improving educational attainment and increasing skills.	38.27%	32.10%	17.28%	8.64%	1.23%	2.47%
Employment and Enterprise – lowering unemployment, growing local business and improving income.	35.80%	38.27%	11.11%	6.17%	3.70%	4.94%



At least 65% of the respondents either strongly agreed or agreed with all of the priorities, with only small numbers choosing to disagree with those proposed within the consultation.

The priority relating to Safety received a significantly greater positive response, with 90.12% of respondents stating they strongly agreed (72.84%) or agreed (17.28%) projects should support this area.

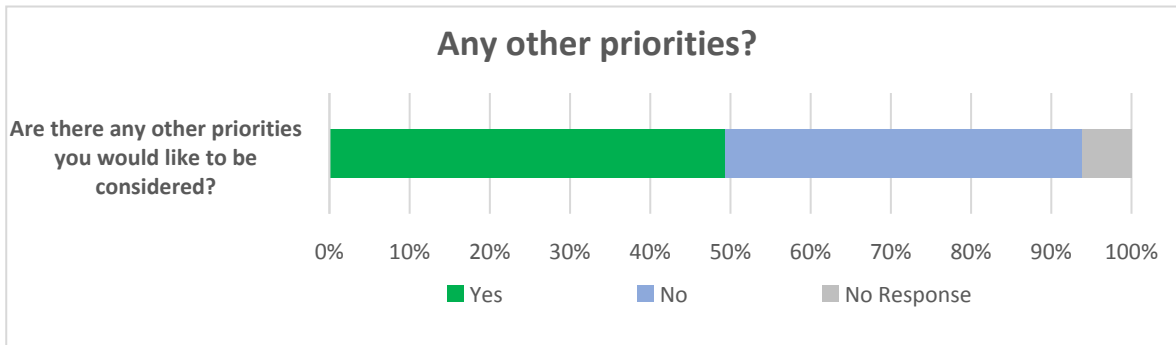
Although 16.05% disagreed with projects supporting the priority of Community Engagement, this area received one of the most neutral responses with nearly 20% of respondents stating they neither agreed, nor disagreed with the priority.

Those that strongly disagreed or disagreed to any of the priorities, appeared to do so, to emphasise those other priorities which they felt strongly about supporting.

Question 1b – Other priorities

We asked respondents if there were any other priorities they would like us to consider.

40 respondents (49.38%) stated they would like us to consider other priorities, and nearly all provided suggestions.



Half of those that proposed alternative priorities suggested a priority that relates to maintaining a clean and tidy borough. Other proposals included promoting and celebrating the borough’s heritage and improving the offer within the area of Arts and Culture.

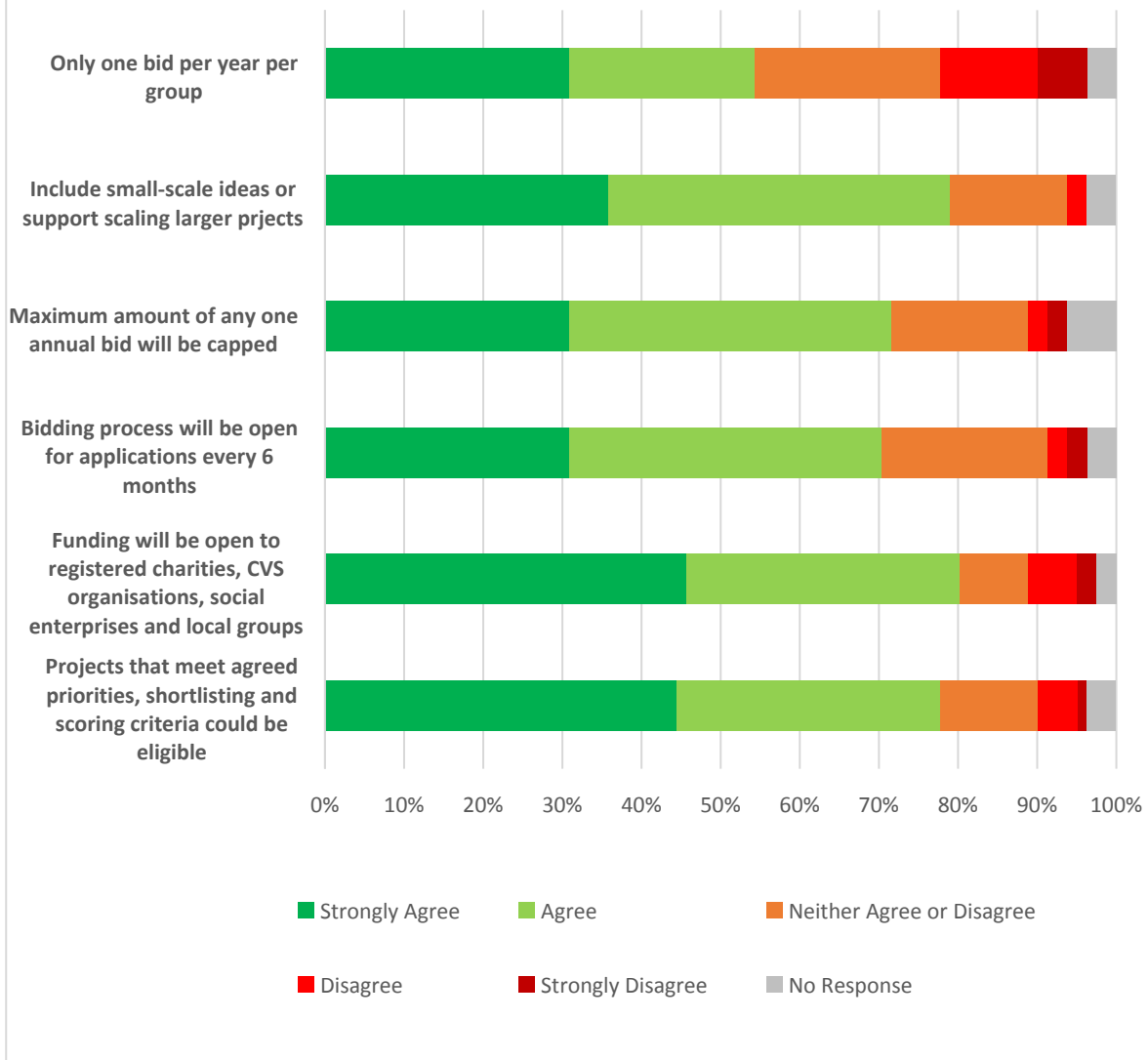
One respondent asked for consideration to be given to a priority for engagement on regeneration activities, with a focus of building capacity for residents to engage in ward-based discussions on regeneration activity that affects their locality.

From the responses given, it appears that people are keen to see projects that offer visible differences within communities and the borough as a whole.

Question 2 – We propose the following criteria be applied to grants for funding. Do you agree with this criteria?

Criteria	Strongly Agree	Agree	Neither Agree or Disagree	Disagree	Strongly Disagree	No response
Only one bid per year can be made by any one group.	30.86%	23.46%	23.46%	12.35%	6.17%	3.70%
Projects can include small-scale new ideas or support the scaling of larger projects.	35.80%	43.21%	14.81%	2.47%	0.00%	3.70%
The maximum amount of any one annual bid will be capped in relation to how much NCIL funding is available in a particular year.	30.86%	40.74%	17.28%	2.47%	2.47%	6.17%
The bidding process will be open for applications every six months for a limited time period.	30.86%	39.51%	20.99%	2.47%	2.47%	3.70%
Funding will be open to registered charities, community and voluntary sector organisations, social enterprises, and other local groups that will benefit the borough.	45.68%	34.57%	8.64%	6.17%	2.47%	2.47%
All types of projects that meet the agreed priorities of the community, and shortlisting and scoring criteria, could be eligible for the NCIL funding.	44.44%	33.33%	12.35%	4.94%	1.23%	3.70%

Do you agree with the following criteria that we propose be applied to bids for grant funding?



At least 70% of the respondents either strongly agreed or agreed with the proposed criteria. The only area that fell below this level was the proposal that only one bid per year can be made, with 18.52% of respondents stating they either disagreed (12.35%) or strongly disagreed (6.17%).

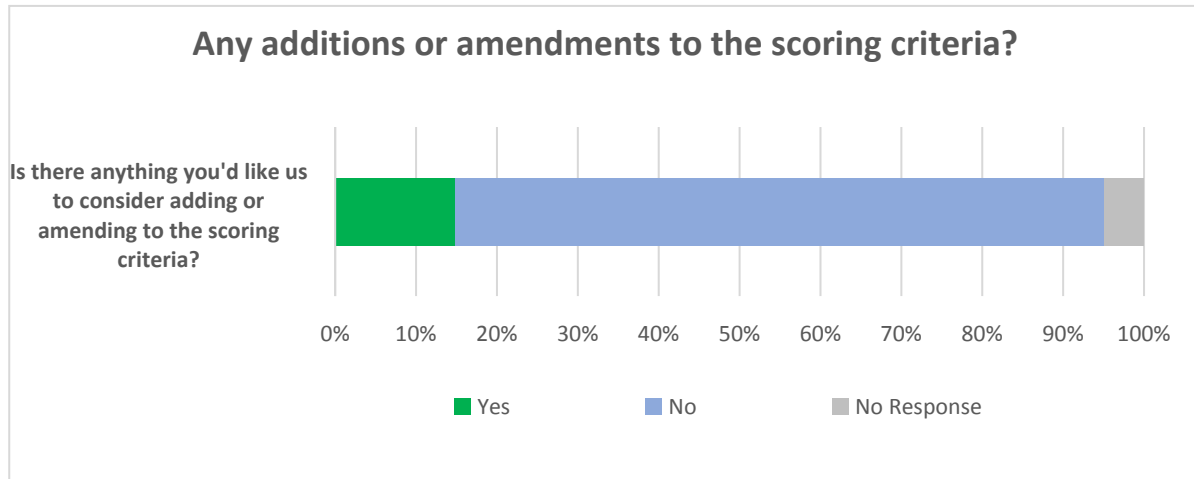
However, this was the area that received the most neutral response, with 23% of respondents neither agreeing or disagreeing with the proposal.

Just over 45% of respondents strongly agreed that the funding should be open to registered charities, community and voluntary sector organisations, social enterprises, and other local groups that will benefit the borough. A similar number of respondents also agreed that eligibility for NCIL funding should be available to any types of projects that meet the priorities and scoring criteria.

Question 2b – Is there anything you'd like us to considering adding, or amending, to the scoring criteria?

We asked respondents if they would like us to consider adding or amending any elements of the scoring criteria.

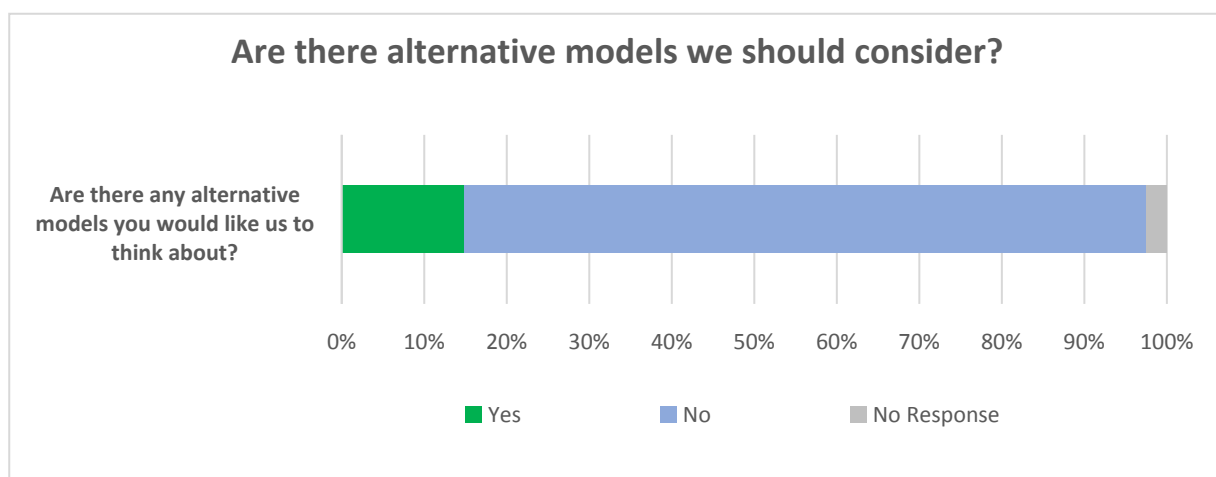
A small number (12) of respondents chose to provide additional comments.



While respondents did not necessarily articulate specific changes to the criteria, some respondents were keen for the process not to be too prescriptive, hoping that communities will be encouraged to put forward creative ideas and the process allow for new concepts to be tested.

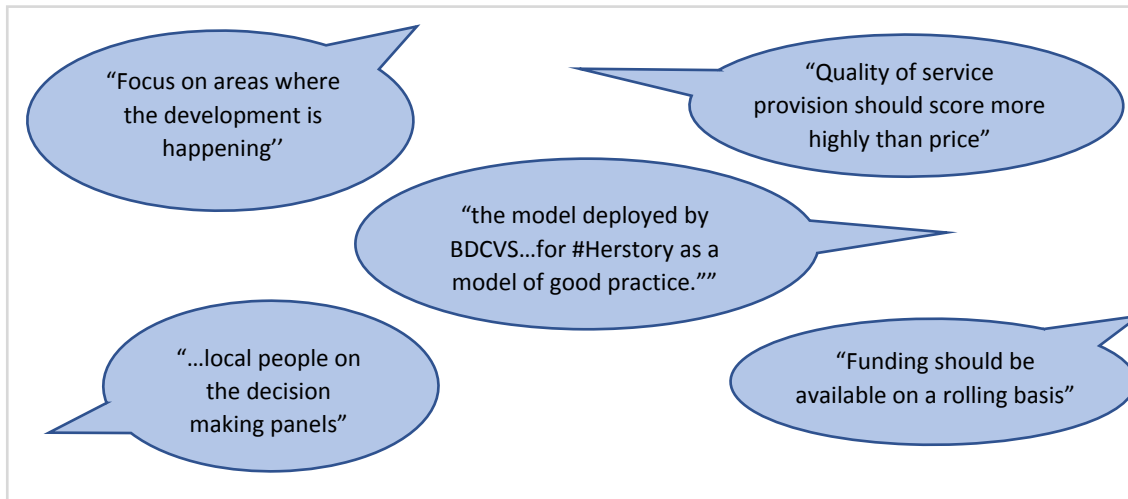
It was also suggested that scoring and weighting against a project's sustainability should be proportionate to the amount of funding requested to prevent the process from becoming overly bureaucratic. However, there should be a clear requirement for all organisations to evidence good governance and financial management.

Question 3 – Are there any alternative models you would like us to think about?

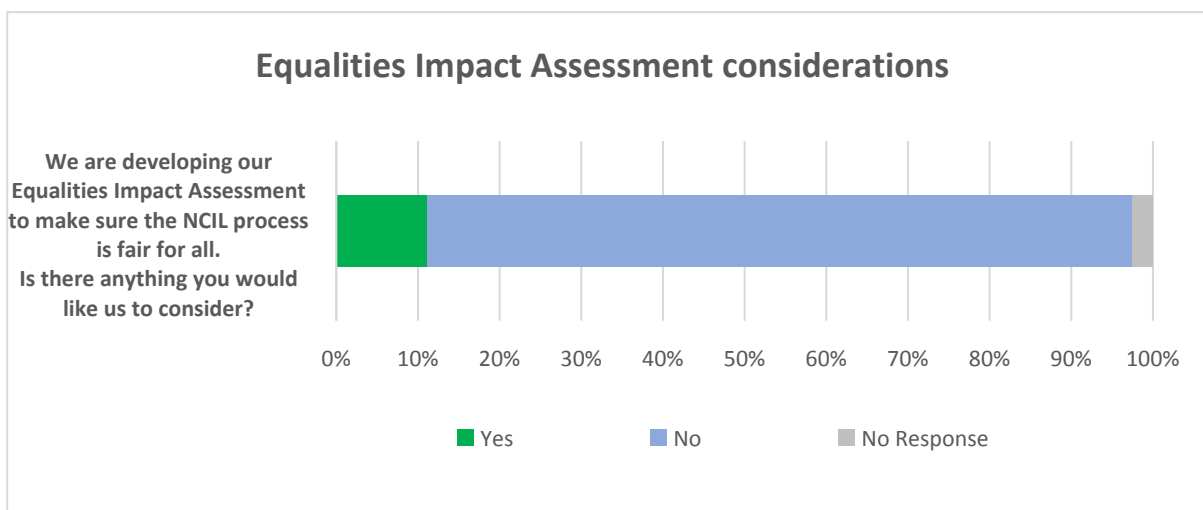


12 respondents chose to give further comments for this question.

Some of the comments included:



Question 4 – We are developing our Equalities Impact Assessment to make sure that the NCIL process is fair for all. Are there any things you would like us to consider?



Only 9 respondents chose to contribute to this question.

It was suggested that Equality Impact Assessments should be carried out, not only for the bidding process, but for the outcomes of the funding and its reach as well.

One respondent asked for consideration to be given to identifying how the project will benefit the wider community, as well as the particular group submitting the bid.

Respondents were also keen that submissions linked to the priority of achieving a healthy life and life expectancy, along with learning for all, should include initiatives for all ages to ensure that older residents are not excluded.